

Oxygen and Air Pressure Compensated Flowmeters

DESCRIPTION AND APPLICATION

The Ohmeda Pressure Compensated Flowmeter is designed to meet strict standards of durability and precision. The base is constructed of solid aluminum and finished in a clear anodized plating. The flow control valve consists of a precision needle valve threaded into a brass seat. This provides extended resistance to wear and corrosion. The flowtube and shroud are made of clear polycarbonate and have a lifetime warranty.

Flowmeters are available with a wide variety of options including DISS Power outlets and twin flowmeter configurations. They are also available with an optional plastic DISS tubing nipple and a multitude of wall adapters.

1-15 L/min Oxygen and Air Flowmeters

- Provides accurate gas flow measurement and control within a range of 1-15 L/min
- For use in a variety of respiratory therapy clinical applications
- Features large easy to read increments with an expanded 1-5 L/min range for improved readability at low flows
- Supply pressure of 50 psi
- Dual taper and rear surface textured to enhance readability
- Flush setting delivers a minimum of 65 L/min

Lo-Flo 3.5® Oxygen Flowmeter

- Provides highly accurate gas flow measurement and control within a range of 0.25-3.5 L/min
- For use in pediatric, neonatal, and other low flow applications.
- Maximum flow limited to 5 L/min
- Dual taper and rear surface textured to enhance readability
- Accurate to $\pm 1/8$ Lpm through entire range
- Color coded to differentiate from Ohmeda 1-15 L/min flowmeters
- Supply pressure of 50 psi

Twin Oxygen Flowmeters

- Consists of two Ohmeda Pressure Compensated Flowmeters mounted onto a "Y" adapter.
- Provides maximum flow efficiency
- Features compact design yet can accommodate double humidifiers and nebulizers when necessary.



Flowmeter 1-15 L/min



Lo-Flo 3.5® Flowmeter



Single



Twin**

Flowmeter Options

** Y adapter subject to change

FEATURES AND BENEFITS

Durable

- Impact resistant flowtube and shroud
- Solid aluminum body with clear anodized plating
- DISS outlet thread with protection rim

Precise

- Pressure compensated, accurate flow readings
- Flowtubes individually tested for accuracy
- High precision glass ball ensures maximum repeatability
- Double scale eliminates optical distortion

Safety features

- Shroud locks onto the base with inlet adapter; prevents loosening, leaks, and possibility of ejecting shroud when pressurized
- Knob and needle valve have a stop to prevent entire component from unscrewing completely
- Color coded to help prevent cross connections

Easy to maintain

- Lifetime warranty on flowtube and shroud
- Complete needle valve assembly kits available
- Discounted replacement parts kits available

SPECIFICATIONS*

Calibration Pressure and Temperature

50 psig (320 kPa) and 70°F (21°C) as specified on the flowmeter label

Maximum Pressure

100 psig (690 kPa)

0-15 L/min	Lo-Flo 3.5
Increments 1/2 L/min increments from 1 to 5 1 L/min increments from 5 to 15 L/min	1/8 L/min increments from 1/4 to 1, 1/4 L/min increments from 1 to 3.5 L/min
Accuracy (At calibrated pressure and temperature in a vertical orientation) ± 1/4 L/min at 1 L/min ± 10% of reading at 3.5, 10, and 15 L/min	±1/8 L/min between 1/4 and 3.5

Minimum "Flush" Flow Rate 65 L/min with adequate supply	3.5 L/min
Maximum Flow Rate greater than 65 L/min with adequate supply	< 5 L/min
Power Outlet Flow Rate (Power Outlet Models Only) Minimum 150 L/min with adequate supply flow	Minimum 150 L/min with adequate supply flow

* Specifications are nominal, subject to change without notice.

PURCHASING SPECIFICATIONS

The Ohmeda Pressure Compensated Flowmeter provides accurate gas flow measurement and control of oxygen and air. Each flowmeter is individually tested for accuracy. The shroud locks onto the base for safety. 1-15 L/min Flowmeter has dual-tapered flowtube, a double scale with large easy-to-read increments, an expanded 1-5 L/min range and a flush setting. Lo-Flo 3.5 has a double scale with large easy to read increments, maximum flow limited to 5 L/min, increments calibrated to ±1/8 L/min. Flowmeters are calibrated at 50 psi and are available with a variety of wall outlet adapters, a power outlet adapter or with a Twin Flowmeter adapter. Single flowmeters are supplied with a one inch extension on the inlet for clearance between the flowmeter and the adapter. Flowtube and shroud are made of polycarbonate and have a lifetime warranty; all other parts have a three year warranty.

ORDERING INFORMATION

See Flowmeter Configuration Sheet or Suction & Oxygen Therapy Product Catalog for part numbers and configurations

SHIPPING INFORMATION

Flowmeter (1-15 & 0.25-3.5 L/min)	Twin Flowmeter
Weight** 4 oz. (0.11 kg)	11 oz (0.31)
Dimensions Height: 6.0 in (152 mm) Width: 2.2 in (56 mm) Depth: 2.3 in (58 mm)	6.0 in (152 mm) 5.1 in (130 mm) 3.6 in (91 mm)
Package Dimensions Height: 8.0 in (203 mm) Width: 3.0 in (76 mm) Depth: 4.3 in (109 mm)	10.5 in (267 mm) 7.8 in (198 mm) 6.5 in (165 mm)

Warranty

Lifetime warranty on flowtube and shroud components; ten years on entire flowmeter and other components.

** Less fittings and adapters

Ohio Medical Corporation
 1111 Lakeside Drive
 Gurnee, IL 60031-4099 USA
 P: 866-549-6446
 P: 847-855-0800
 F: 847-855-6218
 www.ohiomedical.com

Form No. SOT106US Rev3 06/2006



Flowmeter Ordering Matrix

Instructions: Select the adapter, flowmeter and fitting to form an 11-digit part number.


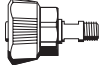


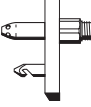
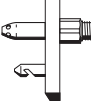


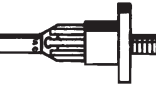

Example: 6701-1260-921

6701 Diamond Adapter

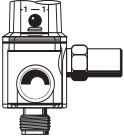
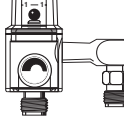
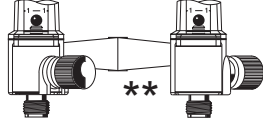
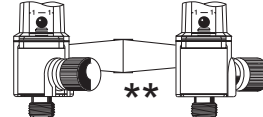
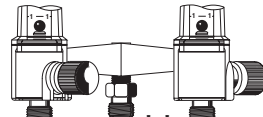
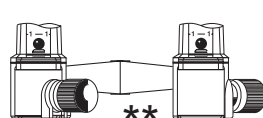
1260 Oxygen Flowmeter (1-15 L/min)

921 Tubing Nipple


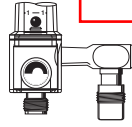
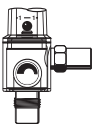
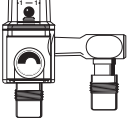
Adapters 67XX

- No Adapter — 6700*
1/8" NPT Female
-  — 6701*
Ohmeda Diamond
-  — 6702*
DISS Hand-I-Twist (HIT)
-  — 6703
DISS Nut & Gland
-  — 6704
Schrader
- Air Only  — 6705
Chemetron Rectangle Striker (NCG)
-  — 6706
Chemetron Round Striker (NCG)
-  — 6707*
Puritan
-  — 6708
O.E.S. Twist
-  — 6709
O.E.S. Med*Star
-  — 6714*
DISS Male


Flowmeter 126X or 130X or 150X Oxygen Flowmeters

-  — 1260 (1-15 L/min)*
1305 (0.25 - 3.5 L/min)*
O₂ Flowmeter with
O₂ DISS Fitting
 -  — 1261 (1-15 L/min)*
1306 (0.25 - 3.5 L/min)*
O₂ Flowmeter with
O₂ DISS fitting and
O₂ DISS power outlet
 -  ** — 1262 (1-15 L/min)*
1307 (0.25 - 3.5 L/min)*
O₂ Twin Flowmeter with
O₂ DISS fitting
 -  ** — 1502 LoFlo 3.5 & 1-15
L/min O₂ Twin Flowmeter*,
only with 6700, 6701, 6702,
6703, 6706 and 6707
adapters
 -  ** — 1263 (1-15 L/min)*
1308 (0.25 - 3.5 L/min)*
O₂ Twin Flowmeter with
O₂ DISS fitting and
O₂ DISS power outlet
 -  ** — 1503 LoFlo 3.5 & 1-15
L/min O₂ Twin Flowmeter*
with O₂ DISS Power
Outlet, only with 6700,
6701, 6702, 6703, 6706 and
6707 adapters
- ** "Y" adapter subject to change

Medical Air Flowmeters

-  — 1264 (1-15 L/min)*
Air Flowmeter with
O₂ DISS Fitting
-  — 1266 (1-15 L/min)*
Air Flowmeter with
O₂ DISS fitting and
Air DISS power outlet
-  — 1267 (1-15 L/min)*
Air Flowmeter with
Air DISS fitting
-  — 1268 (1-15 L/min)8
Air Flowmeter with
Air DISS fitting and
power outlet

Fittings 9XX

- No Adapter — 907*
DISS Fitting
-  — 921*
Tubing Nipple
Nut & Gland

Note: Tubing Nipple Nut & Gland (921 option) is plastic for 1260, 1261, 1262, 1263, 1264, 1266, 1305, 1306, 1307, 1308, 1502 & 1503 models and is metal for 1267 & 1268 models. This nipple is supplied only for the flowmeter DISS fitting with the 921 option and not with the power outlet.

* Effective January 2005, units noted above as MR compatible conform to the guidelines recommended by the FDA and ASTM in a 3T environment (outside MR scanner bore). Use in higher Tesla fields is not recommended. Fittings and adapters fitted to this product may have mild magnetic attraction. To ensure MR compatibility, only adapters and fittings tested and designated by Ohio Medical for the configurations listed as MR compatible should be used. Any substitution or changes must be evaluated in accordance with your hospital policy.