



## LIFELINE™ EMERGENCY CART

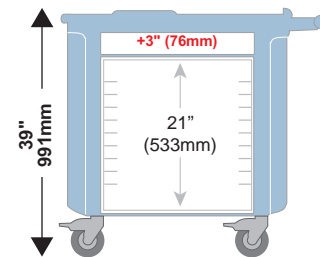
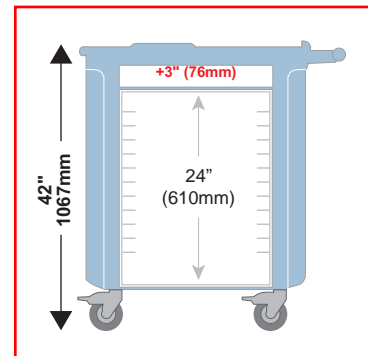
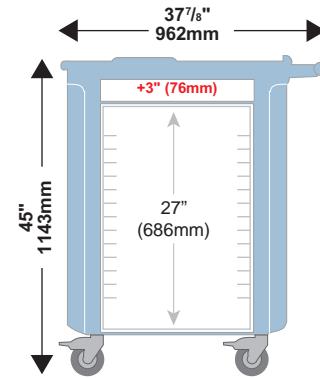
### Specifications:

- **Cart Body:** Blow molded high density polyethylene (HDPE) body panels and top with Microban antimicrobial product protection. Top has integrated push handle and storage compartment. Side panels provide integrated accessory strips to allow no tool assembly of most accessories. Left side panel also provides integrated pivot pockets for tilt out bins. Bins are available as locking or non-locking.
- **Cart Frame:** Epoxy coated 14 gauge, cold rolled steel
- **Locking Mechanism:** 12 gauge stainless steel bar with polycarbonate drawer mounted lock tabs. Passive security provided for drawers and side bins (optional) with plastic security seal. Locking mechanism provides one or two seal compartmentalized locking options.
- **Steering Mechanism:** Steering is assisted by a 5th wheel that is actuated by squeezing a polymer trigger mounted to the cart handle. When activated, the 5th wheel is locked perpendicular to the handle providing positive control when cart is pushed. When trigger is released all 5 wheels swivel allowing maneuverability in any direction. **5th Wheel:** 4" (102mm) diameter plate caster, mounted to a swivel lock mechanism. Patent Pending.
- **Corner Casters:** Four 5" (127mm) diameter stem casters with polyurethane tread and ABS horn: 2 Swivel — Rear, 2 total lock (brake and swivel lock) — Front
- **Drawers:** ABS injection molded drawer body, blow molded HDPE with Microban antimicrobial drawer front, ABS and Microban antimicrobial injection molded colored drawer pull and full extension, self-closing, ball bearing drawer slides.

Inside Dimension: 17" x 20" (432 x 511mm)

Weight Capacity	Inside Height
3" (76mm) = 15 lbs. (6.75kg)	2.75" (70mm)
6" (152mm) = 25 lbs. (11.25kg)	5.75" (146mm)
9" (228mm) = 45 lbs. (20.25kg)	8.75" (222mm)
12" (305mm) = 45 lbs. (20.25kg)	11.75" (298mm)

- **Pullout shelf:** 1.75" (44mm) high epoxy coated 16 gauge cold rolled steel, with full extension, self-closing, ball bearing drawer slides. Weight Capacity: 45 lbs. (20.25kg)
- **Defibrillator Swing Arm:** 18 gauge tubular steel, epoxy coated with tensioning knob. Swings 90 degrees from work surface,
- **Adjustable Defibrillator Platform:** Two 16 gauge epoxy coated steel plates with zinc adjustment mechanism and 360 degree rotation. 14.5" (368 mm) wide platform adjust from 8" (203mm) to 14.125" (359 mm) in length. Weight capacity: 40 lbs. (18kg)



External Dimensions (D x L x H):  
 22<sup>1</sup>/<sub>4</sub>" x 37<sup>7</sup>/<sub>8</sub>" x 44<sup>7</sup>/<sub>8</sub>" (514 x 962 x 1140mm)  
 22<sup>1</sup>/<sub>4</sub>" x 37<sup>7</sup>/<sub>8</sub>" x 41<sup>1</sup>/<sub>2</sub>" (514 x 962 x 1054mm)  
 22<sup>1</sup>/<sub>4</sub>" x 37<sup>7</sup>/<sub>8</sub>" x 38<sup>1</sup>/<sub>8</sub>" (514 x 962 x 968mm)

All Metro Catalog Sheets are available on our Web Site: [www.metro.com](http://www.metro.com)



**InterMetro Industries Corporation**  
 North Washington Street, Wilkes-Barre, PA 18705  
 Phone: 570-825-2741  
 Fax: 570-825-2852

For Product Information:  
 U.S. and Canada: 1.800.433.2232

Latin America: 1.561.333.3824  
 Europe: +31.76.587.7550

Asia/Pacific: +65.6567.8003  
 Middle East/Africa: +971.4.811.8286

L02-175  
 Printed in U.S.A. 2/09  
 Information and specifications are subject to change  
 without notice. Please confirm at time of order.

Copyright © 2009 InterMetro Industries Corp.